

USER MANUAL
SOFT SHACKLES



HANDELMAATSCHAPPIJ VLIERODAM B.V.
NIJVERHEIDSWEG 21

POSTBUS 827

3160 AA RHOON

010 - 5018000

010 – 5013843

www.vlierodam.nl



HANDELMAATSCHAPPIJ VLIERODAM B.V.
Nijverheidsweg 21 , 3160 AA Rhoon NL
Phone +31 10 5018000
www.vliero dam.nl

USER MANUAL SOFT SHACKLES



This is a soft shackle ready to use



To use it, open it either by pulling the Inner braid of the outer braid, or as is the case with this one, pull the feeder line while holding the body in the other hand. Now it is open.



Put it a round whatever you want to attach and feed the knot through the eye.



HANDELMAATSCHAPPIJ VLIERODAM B.V.

Nijverheidsweg 21 , 3160 AA Rhoon NL

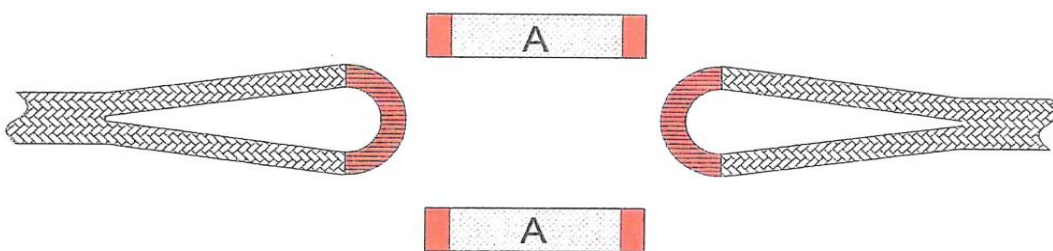
Phone +31 10 5018000

www.vlieroordam.nl



Close up the shackle by milking the outer Braid from the knot toward the eye. That Will close the eye.

Use at 2- and 3-loops



Place the protective braided inlets (A) in between their final bearing-point positions.

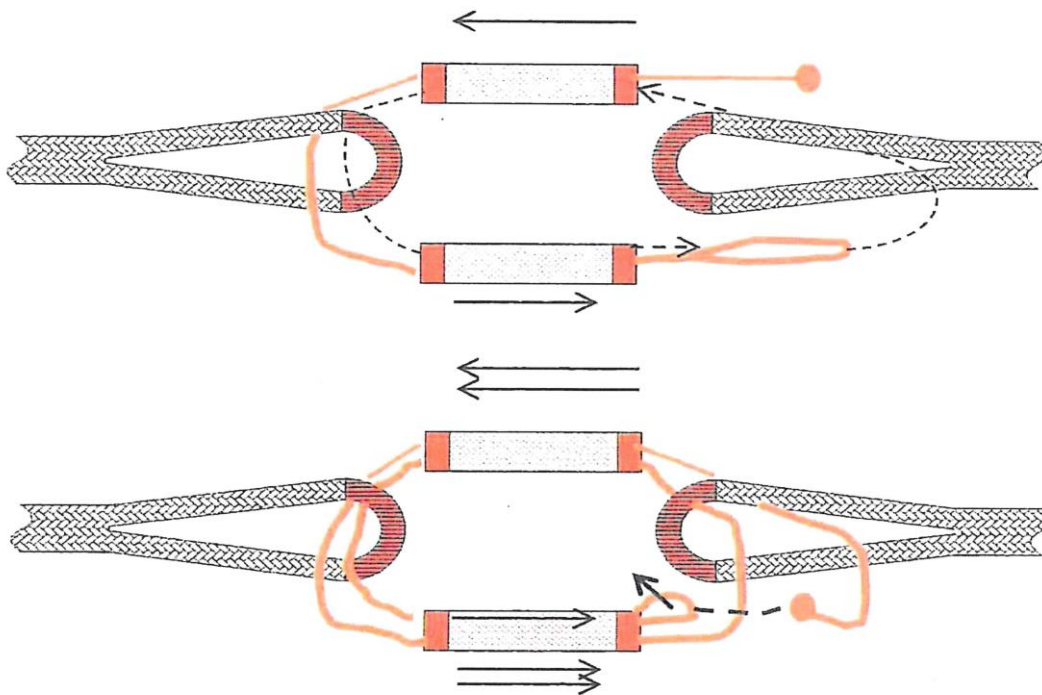


HANDELMAATSCHAPPIJ VLIERODAM B.V.

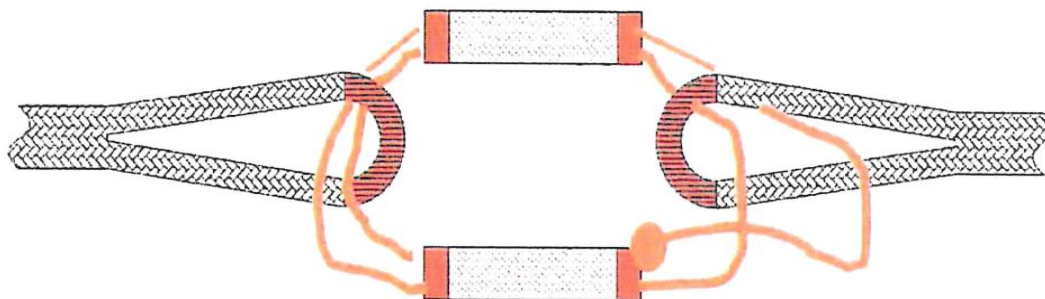
Nijverheidsweg 21 , 3160 AA Rhoon NL

Phone +31 10 5018000

www.vlierodam.nl



Reeve the connection rope through the eyes and inlets until the desired number of loops is reached. (In this example 2 loops/ 4 carrying rope parts total)



Open up the eye, pull the knot through, and close the eye again.